



GENERAL

CLASS NOTATION ✕ 100A1 SPECIAL
SERVICE CRAFT/PATROL
BOAT/G2 (FOR THE
HULL)

NAME SIKA 1
OFFICIAL NO. SR673
CALL SIGN 5NKM
YEAR & PLACE BUILT 2018/I'HERBAUDIÈRE
SHIP BUILDER RAIDCO MARINE,
FRANCE

DIMENSIONS

LENGTH OVERALL 20.00 m
HULL LENGTH 19.00 m
LENGTH AT WATERLINE 17.25 m env
MAXIMUM BEAM 5.29 m
FLD AFT DRAUGHT 1.49 m
DEPTH AMIDSHIP 2.89m env

ENGINE & PROPULSION SYSTEM

MAX. CONTINUOUS RATING 2X735KW = 1470KW
(2000HP)
MAXIMUM SPEED 23 KNOTS

PURSUIT SPEED

15 KNOTS AT SEA-STATE 0-3

FAST PATROL SPEED

15 KNOTS AT SEA-STATE 3

ACCOMODATION

TOTAL P.O.B 7

LIFE SAVING EQUIPMENT

A FAST INTERVENTION RIB, MANUAL FIRE MONITOR

TANK CAPACITY

	VOLUME	VOL.MASS
DIESEL OIL	2X3.03 m ³ env	0,83
FRESH WATER	3X0.60 m ³ env	1,00
BLACK WATER	1X0.42 m ³ env	1,00
GREY WATER	1X2.00 m ³ env	1,00

DEADWEIGHT (8t env)

- CREW (8X75KG)	0.600t
- CLOTHING (8X20KG)	0.160t
- WEAPON & AMMUNITION	0.140t
- DIESEL OIL	5.030t
- LUB. OIL (STORAGE)	0.100t
- RATION	0.060t
- FRESH WATER	1.87t

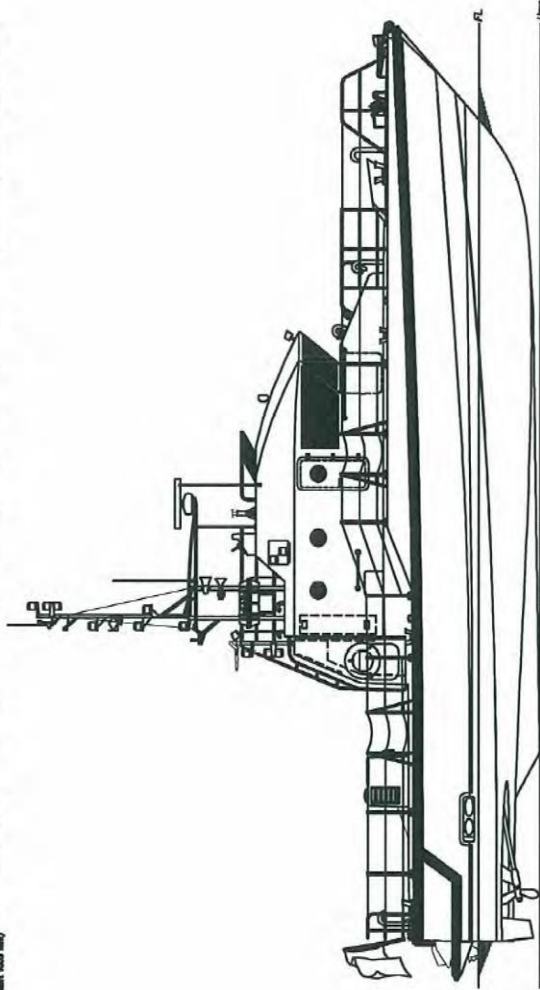
SAFETY REGULATION

TO SAIL WITHIN 20NM FROM THE SHORE IN ACCORDANCE WITH SECTION 222(RELATING TO CARGO SHIPS OF GROSS TONNAGE LESS THAN 500), AND SECTION 236 (RELATING TO PATROL BOATS – AMENDMENT OF SECTION 222)

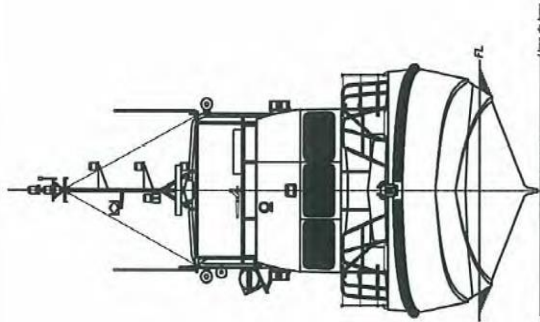
SAFETY SYSTEMS MANDATE

SAFETY SYSTEMS TO OPERATE WITHOUT BEING AFFECTED BY LIGHTENING, MAGNETIC STORMS OR ELECTROMAGNETIC EMISSIONS (THEIR OWN OR NEARBY SHIP)

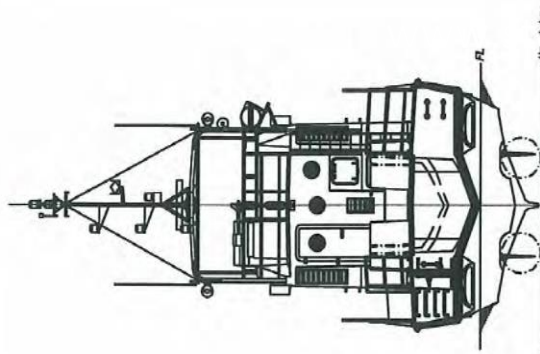
Échelle des longueurs : 1:50 (représentation 1000 mm)




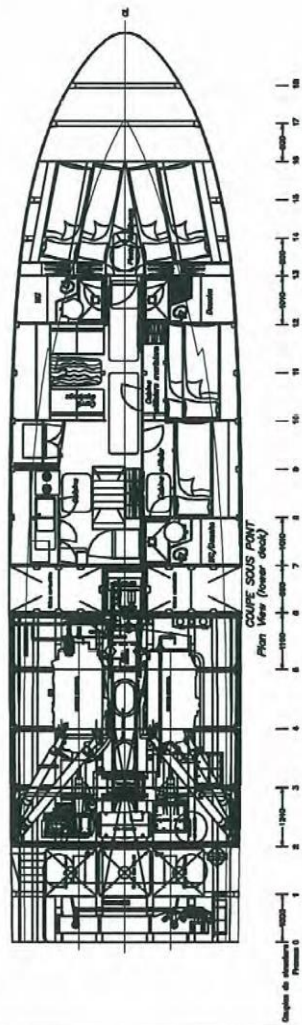
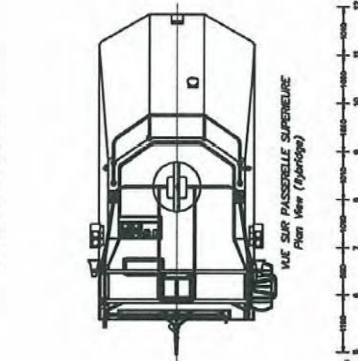
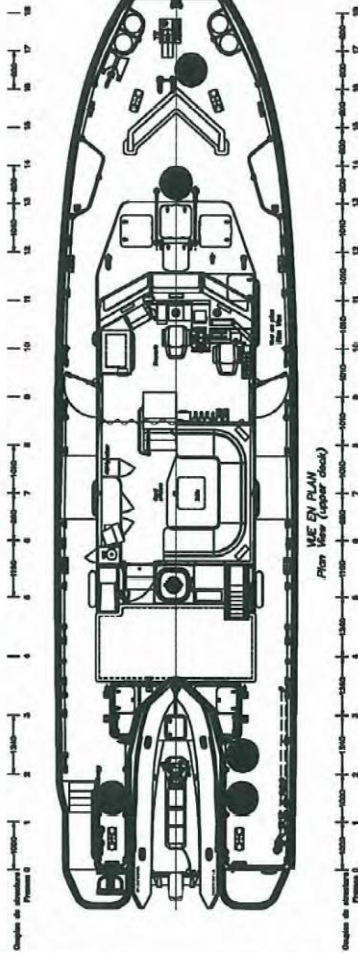
Vue DE L'AVANT
Section Mer (Looking aft)



Vue DE L'ARRIÈRE
Section Mer (Looking fore)



Vue DE L'ARRIÈRE
Section Mer (Looking fore)



RPB 20 TE
ENSEMBLE

RAIDCO MARINE	18 rue Impératrice FRANCE	92 37 87 08 75	02.87.87.08.07
00	RAIDCO MARINE	92 37 87 08 75	02.87.87.08.07
1° Classification :	Américain	Dessiné par :	J.B. Schable : 1/50
Approuvé le :		Dessiné par :	J.B. Schable : 1/50
Construction :		Dessiné par :	J.B. Schable : 1/50

MAIN CHARACTERISTICS

- CL Length 6.50 m
- CL Beam 2.20 m
- WL Length 7.75 m
- WL Beam 3.00 m
- Max Power 30 HP
- Depth 0.28 m